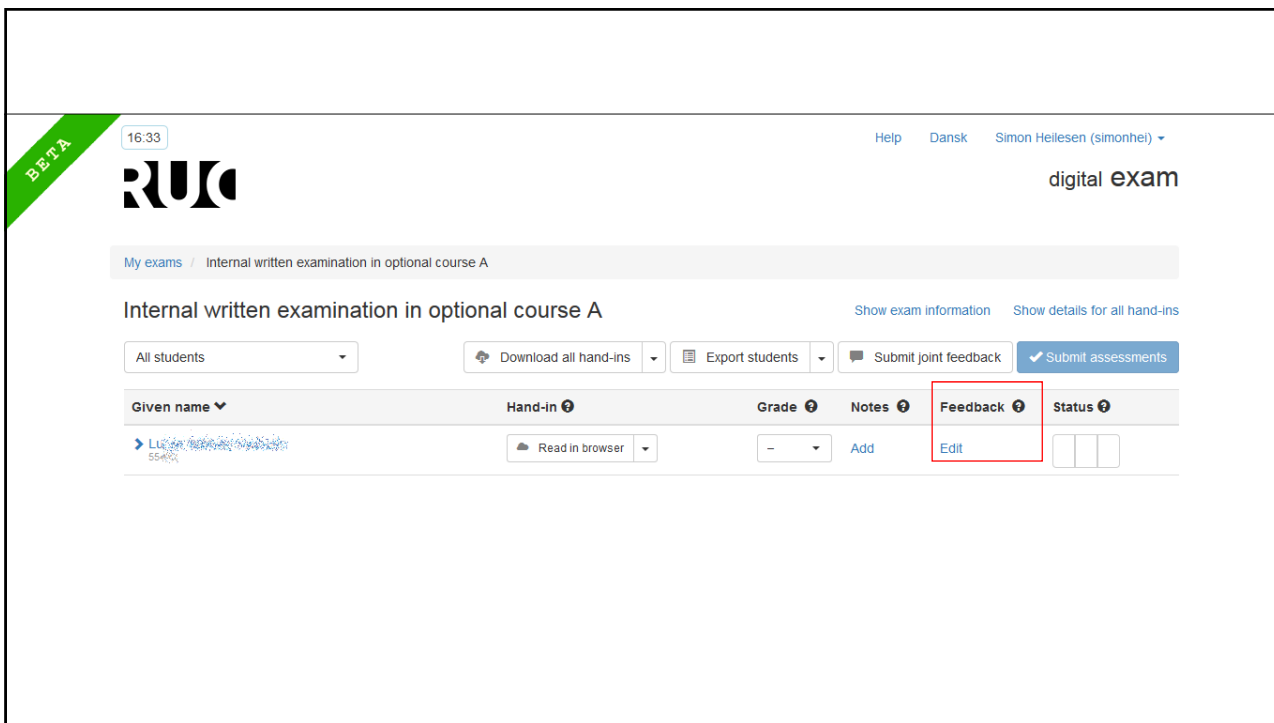


Digital exam – eksamen.ruc.dk

How to comment on a paper, feedback and notes

04/16, AIT/sh



BETA 16:33 Help Dansk Simon Heilesen (simonhei) digital exam

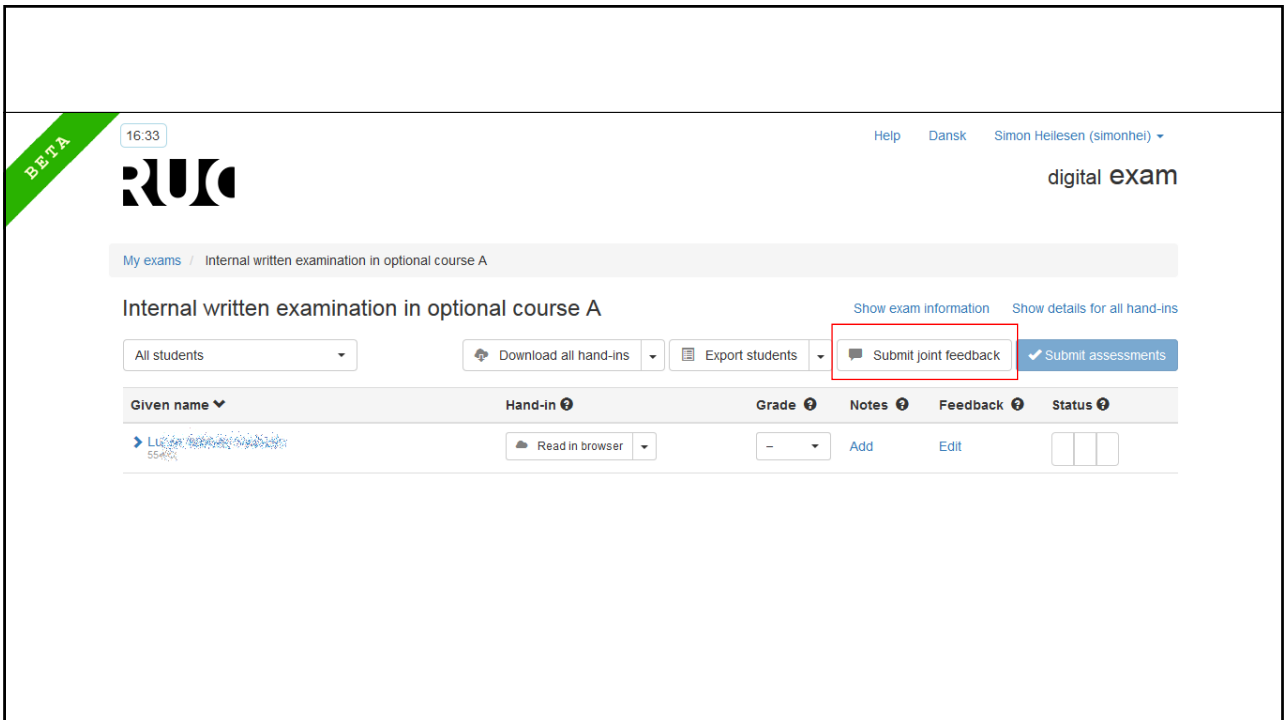
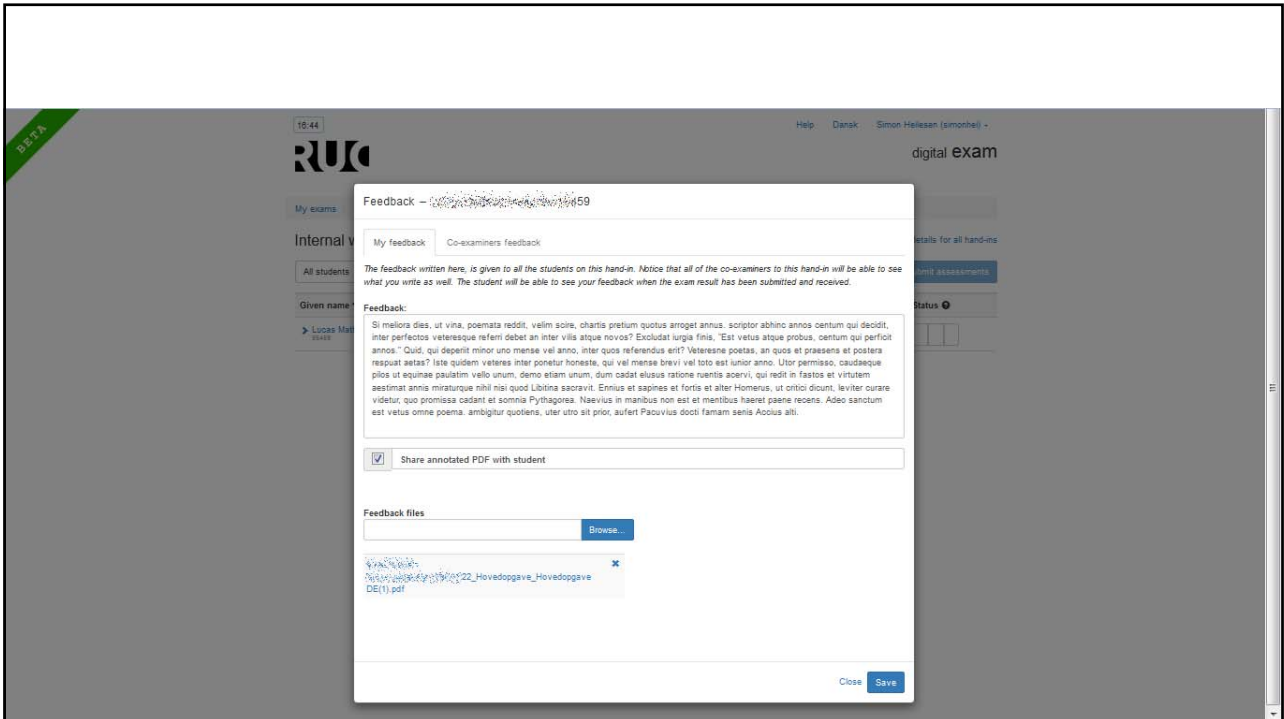
My exams / Internal written examination in optional course A

Internal written examination in optional course A

Show exam information Show details for all hand-ins

All students Download all hand-ins Export students Submit joint feedback Submit assessments

Given name	Hand-in	Grade	Notes	Feedback	Status
LUCAS... 55402	Read in browser	-	Add	Edit	



The screenshot shows the RUC digital exam interface. At the top left, there is a green 'BETA' banner. The top right shows the time '16:33', the user name 'Simon Helesen (simonhei)', and the text 'digital exam'. Below this is a breadcrumb trail: 'My exams / Internal written examination in optional course A'. The main heading is 'Internal written examination in optional course A', with links for 'Show exam information' and 'Show details for all hand-ins'. There are several action buttons: 'Download all hand-ins', 'Export students', 'Submit joint feedback', and 'Submit assessments'. Below these is a table with columns: 'Given name', 'Hand-in', 'Grade', 'Notes', 'Feedback', and 'Status'. The 'Notes' column for the first student is highlighted with a red box and contains an 'Add' button.

The screenshot shows the 'Notes' modal window in the RUC digital exam interface. The modal has a title 'Notes - [Student Name]' and two tabs: 'My notes' and 'Co-examiners' notes'. A warning message states: 'Your personal notes are always private, and can only be accessed by you unless you choose to share them with a co-examiner.' Below this is a text area for the note, followed by two checkboxes: 'Share my notes with co-examiners' and 'Share my annotated PDF with co-examiners'. There is a 'Note files' section with a 'Browse...' button and a file named 'bedømmelse [Student Name].doc'. At the bottom right, there are 'Close' and 'Save' buttons.